

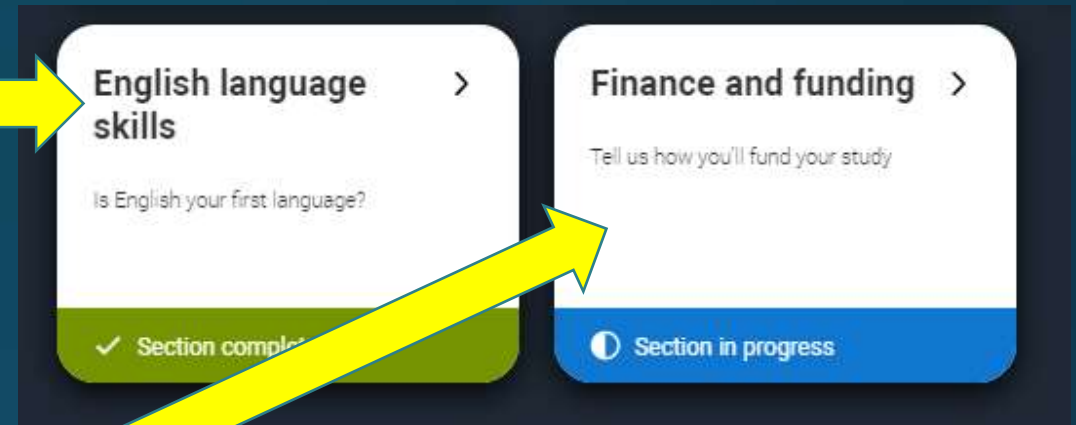
Right First Time - **Additional Details**

# UCAS 2022 Application

# Application Details

- **Select English Language Skills**

- If English is your first language, then select **YES**. Mark section complete and save.
- If **NO**, then please see Mr. Lawrence for further guidance.

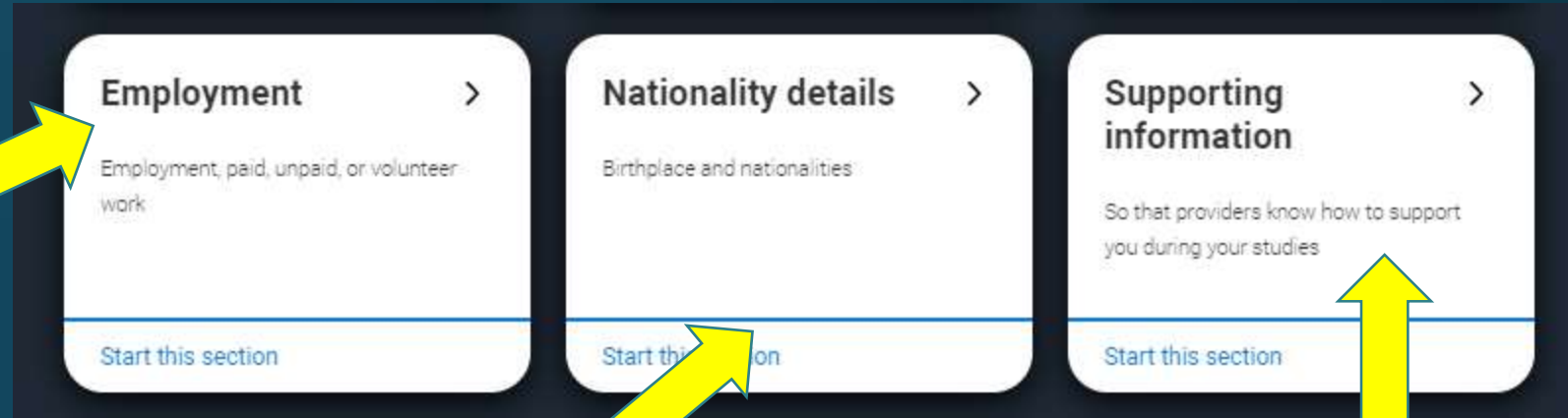


- **Select Finance and Funding**

- Funding source : **Select UK, Chi, IoM or EU Student Finance Services**  
Please speak with Mr. Lawrence if you feel this should be different

- Student support arrangements : Select your Local Authority i.e **Nottinghamshire**

# Application Details



- **Select Employment**

- You can add any significant periods of employment (part time) here
- Not essential unless it supports your application

- **Select Nationality details**

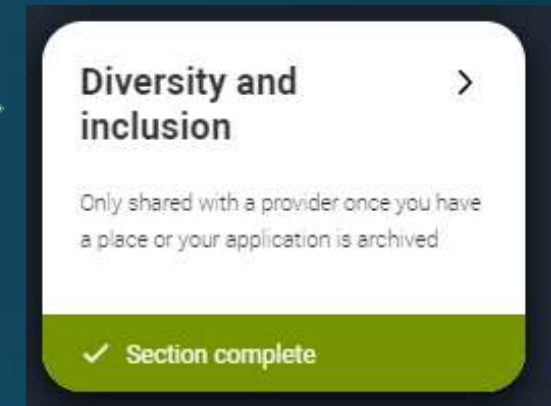
- Complete your country of birth
- Include your nationality

- **Select Supporting information**

- Complete the sections on EU status
- Include details of any learning need or disability. Add additional information as required

# Application Details

- **Select Diversity and Inclusion**



- Complete the drop down sections on **Equality**
- Add **relevant** additional activities i.e summer schools, taster days or MOOC's. Include the location i.e Nottingham University
- Care – Select status
- Parental Background – Select parental educational background. **Choose occupation** (or best approximation) from the drop down selection.

# Application Details

- Congratulations
- You should now have successfully completed the Finance, Nationality, Needs and Diversity sections of the application